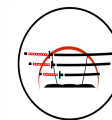


RONIN
STANDARD
INC



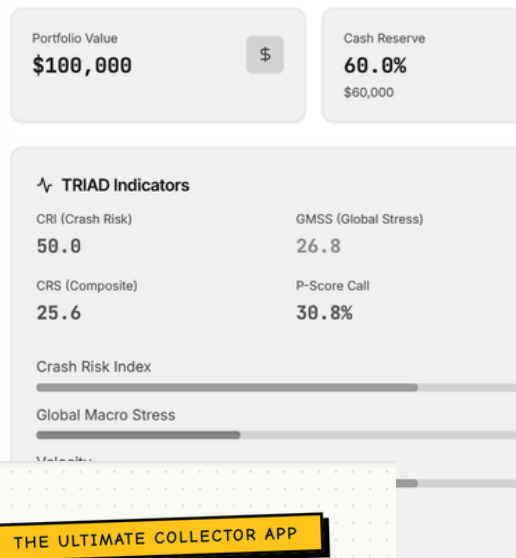
Ronin Standard is a hybrid firm operating at the intersection of quantitative research, custom application development, and data-driven strategy. We partner with financial firms, enterprises, and technology-driven organizations to solve complex problems through two interconnected capabilities.

Contents

ENGAGEMENT MODELS	01
QUANTITATIVE RESEARCH & MODELING	02
CUSTOM APPLICATION & AUTOMATION DEVELOPMENT	03
INTELLIGENCE & INSIGHT ENGINEERING	04
DATA-DRIVEN SYSTEMS INTEGRATION	05
RETAINER PACKAGES	06
PROJECT PRICING METHODOLOGY	07
PRICING EXAMPLE A	08
PRICING EXAMPLE B	09
PRICING EXAMPLE C	10
PAYMENT TERMS	11
LICENSING & INTELLECTUAL PROPERTY	12
PERFORMANCE-BASED PARTNERSHIPS	13
CONTACT DETAILS	14

TME-LC Dashboard

TRIAD-Pro Maximum Efficiency with Liquid Cash



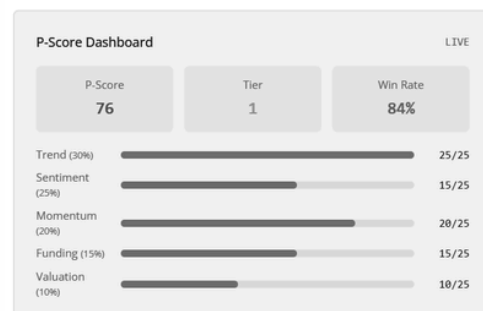
THE ULTIMATE COLLECTOR APP

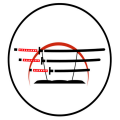
SNAP. TRACK. VALUE.

Digitize your comic book collection instantly. Just snap a photo of the cover and let our AI identify the issue and estimate its value!

START YOUR COLLECTION

Strategy Performance Sign In





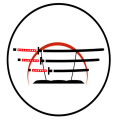
Pricing Structure

Flexible engagement models for quantitative systems, custom applications, and intelligence engineering.

Engagement Models

Ronin Standard offers four primary pricing models to accommodate different projects types, client needs, and levels of complexity.

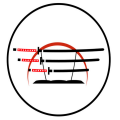
Model	Best For	Key Characteristics
Fixed Price	Well-defined projects with clear scope and deliverables	Predictable budget, milestone-based payments
Time & Materials	Evolving projects or research-heavy engagements	Flexible scope, hourly/weekly rates, full transparency
Retainer	Ongoing support, monitoring, and continuous improvement	Dedicated capacity, priority access, predictable monthly cost
Performance-Based	Strategic partnerships with aligned incentives	Equity, revenue share, or profit participation (select clients)



Service Lines & Pricing

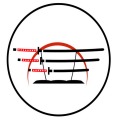
Quantitative Research & Modeling

Service	Description	Typical Engagement	Price Range
Algorithmic Strategy Design	Development of trading signals, multi-factor models, and probabilistic frameworks	Fixed Price or T&M	\$2,000 - \$5,000
Risk & Convexity Optimization	Sizing, dynamic hedging models, black swan protocols	Fixed Price	\$1,500 - \$5,000
Backtesting & Validation	Historical testing, stress simulation, performance attribution	T&M	\$1,000 - \$5,000
Full Quantitative Engine	End-to-end development of a proprietary quantitative system	Fixed Price + Milestones	\$5,000 - \$10,000+



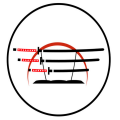
Custom Application & Automation Development

Service	Description	Typical Engagement	Price Range
Algorithmic Trading System	Automated execution engine with signal generation, order management, and real-time monitoring	Fixed Price + Milestones	\$5,000 - \$10,000+
Workflow Automation	Custom scripts and applications to eliminate manual processes	Fixed Price or T&M	\$2,500 - \$5,000
Data Pipeline Engineering	Systems for collecting, cleaning, and storing structured/ unstructured data	T&M	\$1,500 - \$5,000
Dashboard & UI Development	Real-time interfaces for monitoring performance and risk	Fixed Price	\$1,000 - \$4,000



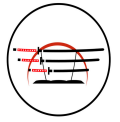
Intelligence & Insight Engineering

Service	Description	Typical Engagement	Price Range
Real-Time Analytics Dashboard	Custom visualization platforms with drill-down capabilities	Fixed Price	\$1,000 - \$5,000
Signal Detection & Alerting	Automated monitoring for anomalies, opportunities, and risks	Fixed Price	\$2,000 - \$5,000
Predictive Modeling Engine	Machine learning models for forecasting market moves or operational bottlenecks	T&M	\$3,000 - \$5,000
Decision-Support Framework	Interactive scenario analysis and optimization tools	Fixed Price	\$2,000 - \$5,000



Data-Driven Systems Integration

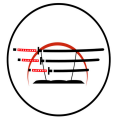
Service	Description	Typical Engagement	Price Range
API Integration	Connecting custom apps to brokerages, data providers, CRMs, and operational tools	Fixed Price or T&M	\$1,500 - \$5,000
Legacy System Integration	Bridging new technology with existing infrastructure	T&M	\$1,500 - \$5,000
Cloud Architecture & Deployment	Secure, scalable deployment on AWS, Azure, or Google Cloud, etc.	Fixed Price	\$1,000 - \$5,000
Full Ecosystem Integration	End-to-end connectivity across all systems and data streams	Fixed Price + Milestones	\$4,000 - \$10,000+



Retainer Packages

FOR CLIENTS REQUIRING ONGOING SUPPORT, MONITORING, AND CONTINUOUS IMPROVEMENT.

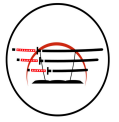
Tier	Monthly Hours	Focus	Monthly Investment
Essential	10 hours	System monitoring, minor updates, priority email support	\$1,500
Professional	25 hours	Ongoing refinement, performance optimization, quarterly strategy reviews	\$3,500
Enterprise	50+ hours	Dedicated engineering capacity, real-time monitoring, unlimited support	\$7,000+



Project Pricing Methodology

Ronin Standard bases project pricing on the following factors:

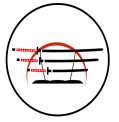
Factor	Weight	Description
Complexity	30%	Number of integration points, data sources, and algorithmic complexity
Timeline	20%	Project duration and delivery speed requirements
Risk	20%	Regulatory considerations, financial exposure, or operational criticality
Novelty	15%	Level of innovation or custom research required
Client Strategic Value	15%	Long-term partnership potential and strategic alignment



Sample Project Pricing

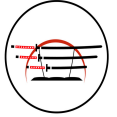
Example A: Proprietary Trading Algorithm

Component	Description	Price
Quantitative Research & Modeling	Multi-factor model development	\$3,000
Custom Application & Automation Development	Automated execution engine with risk management	\$5,000
Data-Driven Systems Integration	Broker API connectivity, real-time data feeds	\$2,000
Intelligence & Insight Engineering	Real-time performance and risk monitoring interface	\$4,000
Total Investment		\$14,000
Typical Timeline	4-6 months	



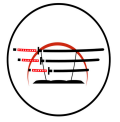
Example B: Workflow Automation

Component	Description	Price
Research & Algorithmic Strategy Design	Discovery and requirements documentation	\$2,000
Automation Development	Custom scripts and workflow logic	\$4,000
Integration	Connection to existing databases and reporting tools	\$3,000
Dashboard	KPI monitoring and alerting interface	\$3,000
Total Investment		\$12,000
Typical Timeline	2-3 months	



Example C: Intelligence Dashboard

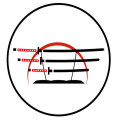
Component	Description	Price
Data Pipeline	Collection and normalization of multiple data streams	\$2,500
Analytics Engine	Signal detection and predictive modeling layer	\$3,000
Visualization	Custom real-time dashboard with drill-downs	\$3,000
Integration	API connections to client systems	\$2,000
Total Investment		\$10,500
Typical Timeline	3-4 months	



Payment Terms

Milestone	Percentage
Deposit (Project Initiation)	40%
Milestone 1 (Framework Approval)	30%
Final Delivery (Acceptance & Release)	30%

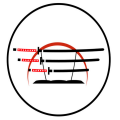
*Alternative payment schedules available upon request.



Licensing & Intellectual Property

Model	Description	Price Impact
Client Owns All IP	Full transfer of source code and all rights	+30-50% to project cost
Ronin Retains Source Code	Client receives compiled software and perpetual license	Base pricing
Co-Ownership	Shared IP with joint commercialization rights	Negotiated

*Alternative payment schedules available upon request.



Performance-Based Partnerships

For select clients with high-conviction opportunities, Ronin Standard offers alternative compensation structures

Model	Description	Typical Structure
Equity	Long-term partnership with high-growth potential	5-15% equity vesting over time
Revenue Share	Ongoing participation in project-generated revenue	5-20% of net revenue
Profit Share	Alignment on fund or trading strategy performance	10-30% of profits

*Performance-based engagements require significant strategic alignment and are evaluated on a case-by-case basis.

Contact Details

Inquires: contact@roninstandard.com

Phone: 942-883-7000